

# How to Find an In-Network Medical Plan Provider

STEP BY STEP GUIDE

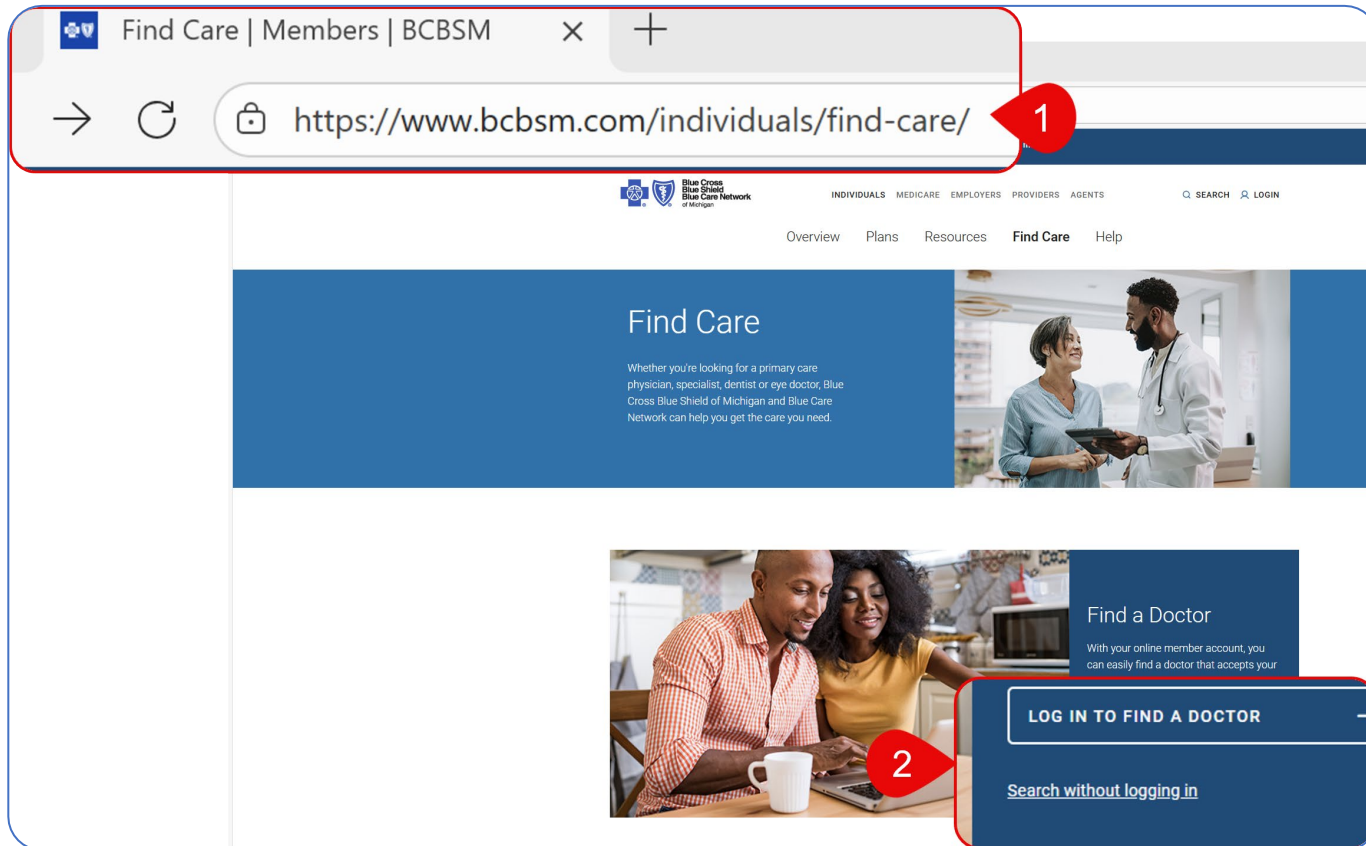


MICHIGAN  
CATHOLIC  
CONFERENCE

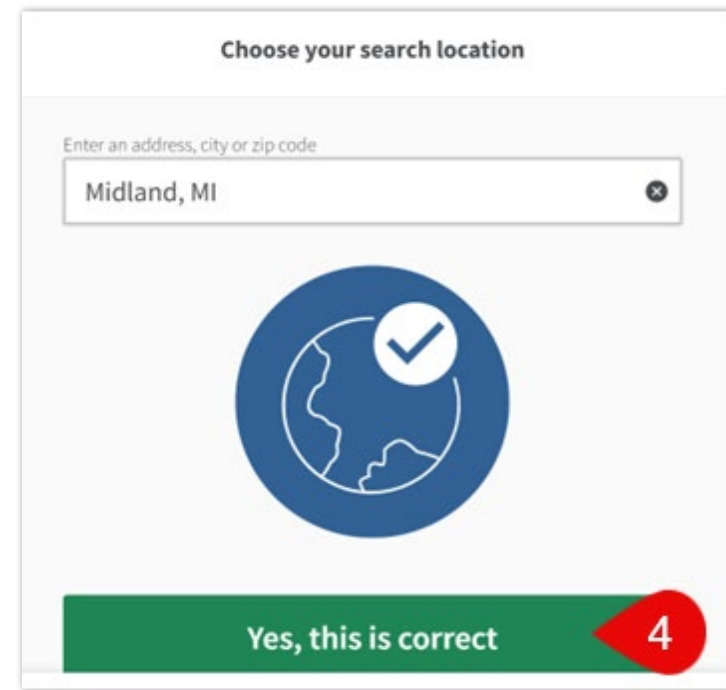
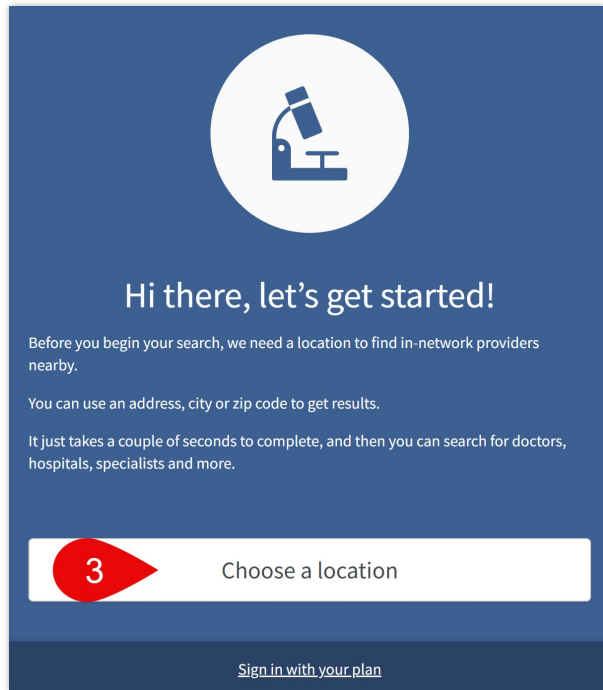
# Searching Without Logging In

FOR THOSE WITHOUT ACCESS TO THE MEMBER PORTAL

1. Go to: [bcbsm.com/findadoctor](https://www.bcbsm.com/findadoctor)



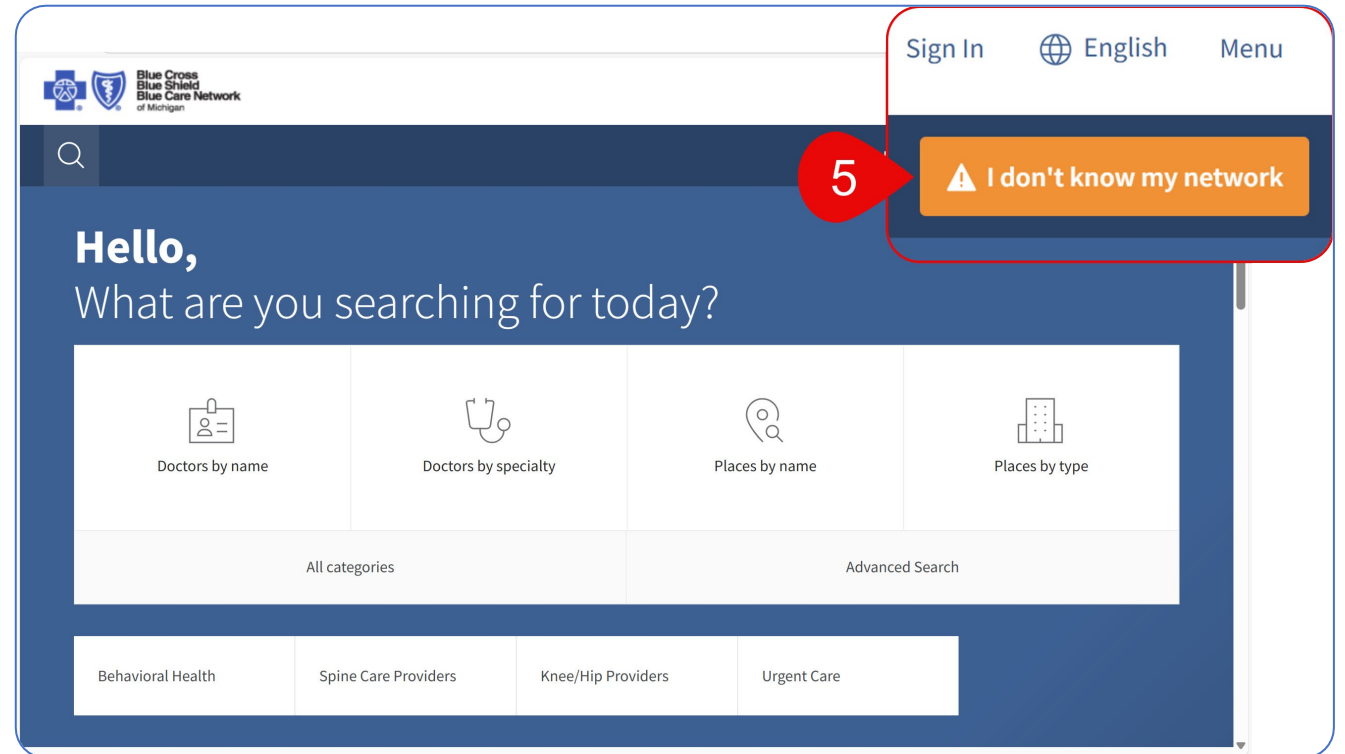
2. Click on:  
*Search without logging in*



3. Enter location then (4.) confirm its correct.

USE CURRENT LOCATION OR ENTER ADDRESS, CITY AND/OR ZIP CODE.

5. Click on:  
*I don't know  
my network*



LOCATED IN UPPER RIGHT CORNER.

The screenshot shows the Blue Cross Blue Shield of Michigan website. A search modal titled "Your plan" is open. Inside the modal, there is a section labeled "CURRENT PLAN" with a warning icon. The text in this section reads: "I don't know my network. For in-network matches, enter your plan before you search. If you use I don't know my network to find doctors or places you may not get the best results." Below this text is a button labeled "Find a different plan", which is highlighted by a red callout bubble containing the number "6". Below the button, it says "Choosing a different plan will start a new search". At the bottom of the modal, there is a link that says "Sign in with your plan". The background of the website shows a search bar and a grid of categories including "Doctors by name", "All categories", "Behavioral Health", and "Spine Care Providers".

6. Click on: *Find a different plan*

# For MCC's BCBSM PPO Plans:

The screenshot shows a web interface for browsing health plans. On the left, a sidebar contains navigation links: 'Hello, What are you searching for', 'Doctors by name', 'All categories', 'Behavioral Health', and 'Spine Care Providers'. The main content area is titled 'Browse all plans' and includes a search prompt: 'Scroll through our list of available plans or start typing part of a plan name to find the best match.' Below this is a search input field labeled 'Plan name'. A red callout bubble with the number '7' points to a white modal overlay. This overlay has a header 'SELECTED PLAN' with a green checkmark icon. The selected plan is 'Blue Cross Blue Shield of Michigan PPO'. At the bottom of the overlay is a large green button labeled 'Confirm selection' and a link labeled 'Clear selection'.

7. Select *BCBSM PPO* or  
then *Confirm your  
selection*

# For MCC's BCN Blue Elect Plus Plan:

The screenshot shows a web interface with a dark blue header. On the left, there's a sidebar with the text "Hello," and "What are you searching for". Below this are three categories: "Doctors by name", "Doctors by special", and "All categories". A red circle with the number "7" is positioned over the "Doctors by special" category. In the center, a white modal box is open. The modal has a title "SELECTED PLAN" with a green checkmark icon. Below the title, the text "Blue Elect Plus POS" is displayed. To the right of this text is a "Clear selection" link. At the bottom of the modal is a large green button labeled "Confirm selection".

7. Select *Blue Elect Plus POS* then *Confirm your selection*



**Hello,**

What are you searching for today?



Doctors by name



Doctors by specialty



Places by name



Places by type



Medical Care Groups

All categories

Advanced Search

Behavioral Health

Spine Care Providers

Knee/Hip Providers

BDC/BDC+ Providers

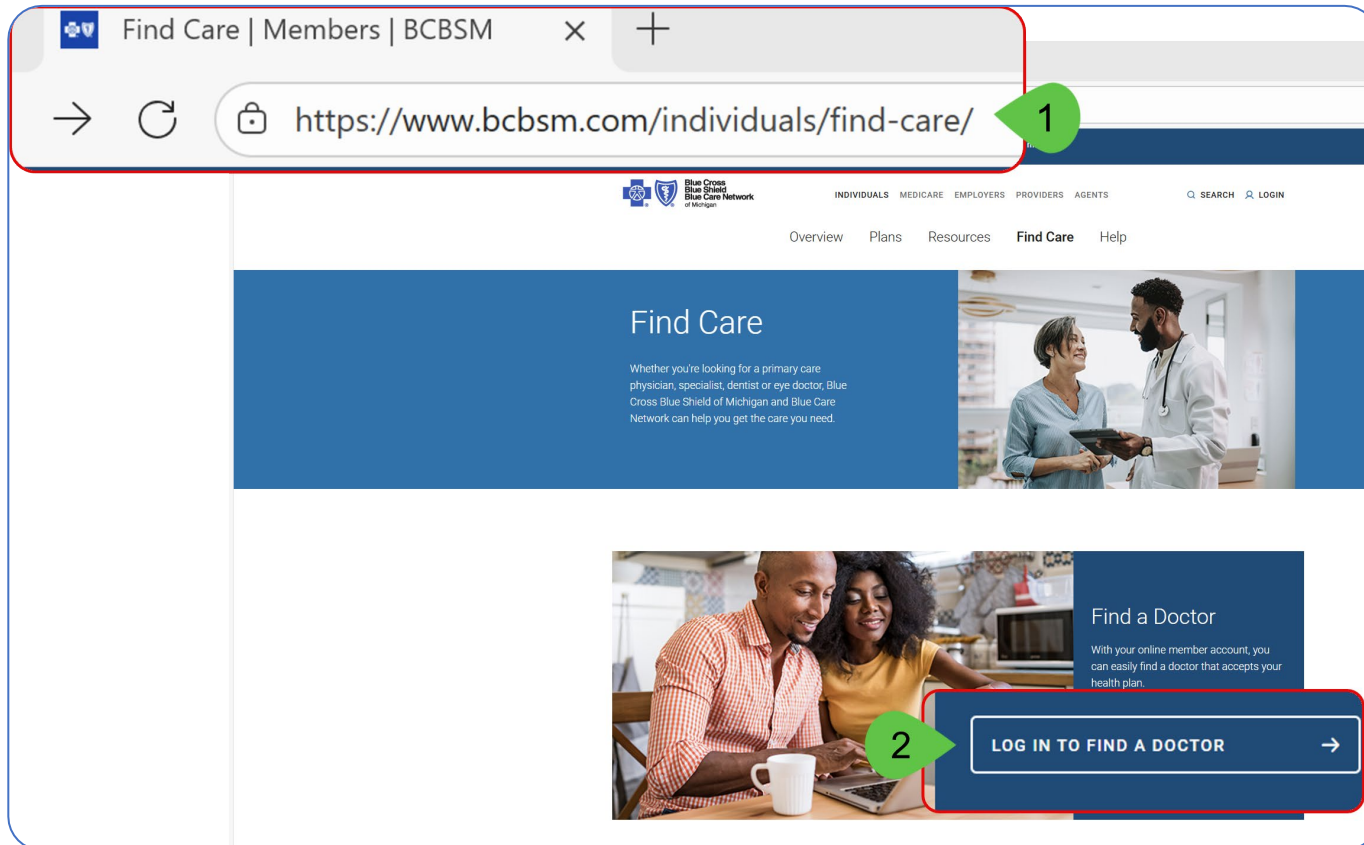
## 8. Search for your provider

- ✓ Doctors by Name
- ✓ Doctors by Specialty
- ✓ Places by Name
- ✓ Places by Type
- ✓ Medical Care Group
- ✓ Specialties
- ✓ Behavioral Health
- ✓ Spine Care Providers
- ✓ Knee/Hip Providers

# Searching via Member Portal

FOR THOSE WITH ACCESS TO BCBSM's MEMBER PORTAL

1. Go to: [bcbsm.com/findadoctor](https://www.bcbsm.com/findadoctor)

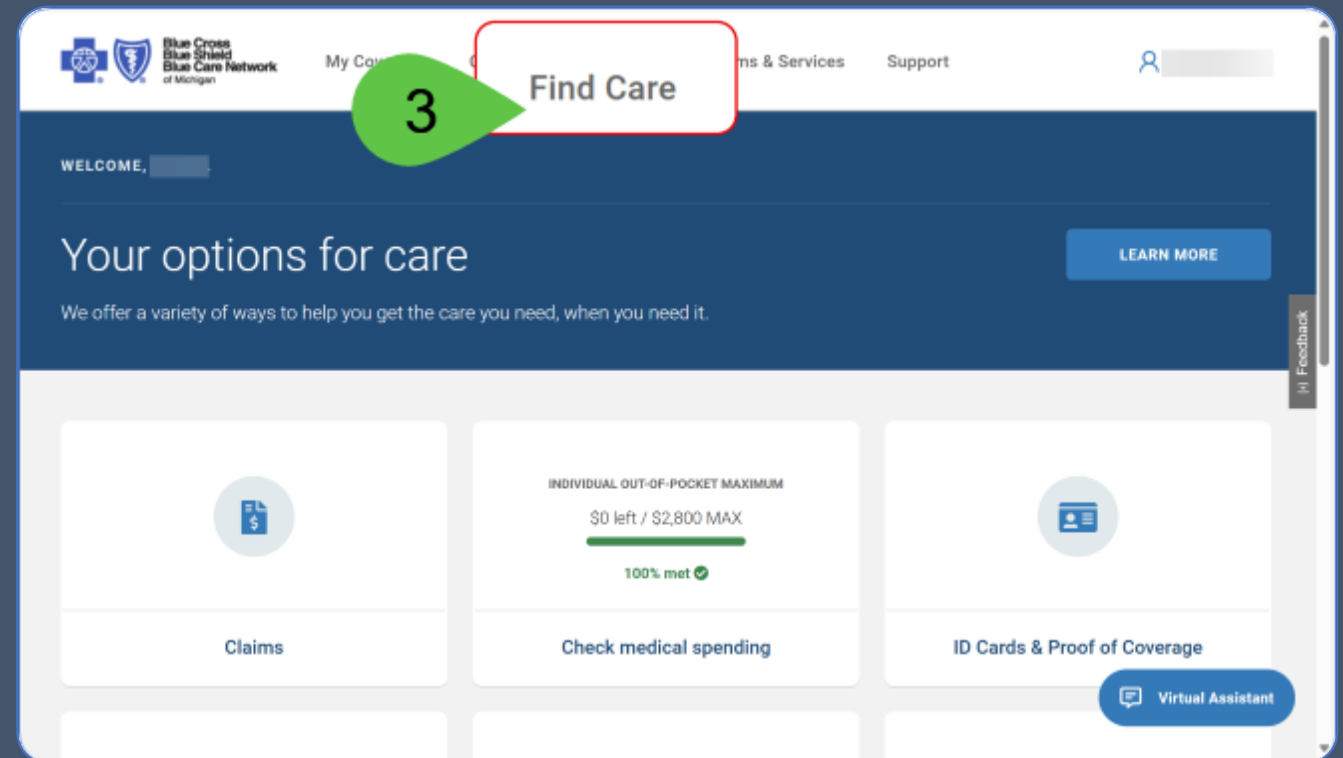


2. Login to *Member Portal* and click on *Find care*

### 3. Select *Find Care*

Scroll down to Find in-network care

- Select *Type of provider*
- Searches within your network and location
- Select a provider for details and contact information



For help or benefits  
information:

Contact the Benefits Team

Email: [benefits@micatholic.org](mailto:benefits@micatholic.org)

Call: 800.395.5565

Online:

[www.micatholic.org/benefits](http://www.micatholic.org/benefits)



**MICHIGAN**  
**CATHOLIC**  
C O N F E R E N C E